

Emme
Planning Guide + Price List



You design. Let us handle the details.

Nucraft offers a free, online product configuration and specification service that saves you time and allows you to be creative while leaving the nuts and bolts to someone else.

- No special software is required, nor is there any learning curve.
- The service applies to all Nucraft products including private office products, conference room products, reception stations, and training tables.
- You can generate quick and accurate answers for budget estimates and/or quick and exact specifications for final quotes.
- Revisions can be made any time you like, and total accuracy is guaranteed.

How it works.

Called iSpec, this service is as close as your phone and your Internet-connected computer. You can use it anytime you need to configure, specify, or price Nucraft furniture. Here is how it works :



1. Schedule an iSpec session by calling 1-877-NUCRAFT or by visiting www.nucraft.com/ispec. (You will be asked to provide some preliminary information on the project. We will respect the confidentiality of the information.)



2. At the scheduled time, a Nucraft project specialist will contact you at the telephone number you provide.



3. You will be directed to the online collaboration site. (All you need is an Internet connection and a Web browser.)



4. Once you are at the site, the Nucraft project specialist will work with you in real time to configure the required product based on your specific direction. (Watch the screen as your workstation appears.)



5. When the specification process is completed, you will receive 2-D or 3-D drawings, the specification itself with guaranteed accurate pricing, and the estimated lead time. (Follow-up sessions may be scheduled at your request to make any necessary modifications.)

iSPEC — IT'S FAST, IT'S FLEXIBLE, IT'S A FREE SERVICE FROM NUCRAFT.

Table of Contents

INTRODUCTION	2-10	TRAINING PRODUCTS	495-530
General Information	2-3	Fleet	495-516
Finish Information	4-5	Planning	497-503
Surface Materials	6-7	Tables, Tops and Accessories	504-516
Upholstery Fabric	8	Saber	517-530
COM Specification	9	Planning	519-523
CONFERCING PRODUCTS	11-494	Tables, Tops and Accessories	524-529
Agility	11-36	PRESENTATION PRODUCTS	531-538
Planning	13-25	High Tech Lectern	533-537
Tables	26-31	OCCASIONAL TABLES	539-546
Ancillary Products	32-33	Emme	541-542
Power Options	34-35	Stratum	543
Approach	37-56	Talis	544
Planning	39-50	Tiro	545
Tables and Power Options	51-56	View	546
Ativa	57-84	BENCHES	547-550
Planning	59-73	Emme	549
Enclosed Squares & Rectangles	74-78	Talis	550
U-Shaped	79-83	Tiro	550
Baja	85-136		
Planning	86-104		
Tables and Power Options	105-136		
Flow	137-236		
Planning	140-175		
Flow XT Tables and Power Options	176-192		
Flow Tables and Power Options	193-231		
Credenzas	232-236		
Forte	237-274		
Planning	239-259		
Tables and Power Options	260-271		
Credenzas and Lecterns	272-274		
Kai	275-294		
Planning	277-285		
Tables and Power Options	286-292		
Credenzas	293-294		
Neos	295-330		
Planning	297-315		
Tables and Power Options	316-328		
Credenzas	329-330		
Performance Credenzas	331-356		
Planning	333-339		
Credenzas	340-355		
Saber	357-392		
Planning	359-379		
Tables and Power Options	380-389		
Credenzas, Phone Stands and Tech Carts	390-392		
Tavola	393-408		
Planning	395-403		
Tables and Power Options	404-406		
Credenzas	407		
Tesano	409-424		
Planning	411-419		
Tables and Power Options	420-424		
Two4Six Meeting	425-494		
Planning	427-453		
Tables and Power Option	454-493		

General Information

This price book supercedes all previous versions.

Before placing your order, confirm you have all required information necessary. Lead times for orders begin after all required information is included and correct.

Delivery Information

We know lead times are important and sticking to them even more so. We work to maintain a 6-8 week lead time on all standard products in this book from receipt of a clean order. All orders are acknowledged with an approximate shipping date and will be invoiced with the price in effect at the date the purchase order is received.

Shipping charges are prepaid (within the continental U.S.). Therefore, pricing is a delivered price based on normal ground transportation. If you have special instructions, need to ship by air, or are shipping to Alaska or Hawaii, contact Nucraft Customer Service. Nucraft can also help arrange to have products blanket wrapped for an additional charge. Contact the Nucraft Customer Service team or specify it on your purchase order.

Minimum Freight Charge: Any order below \$2,100 net will be assessed a \$270 net minimum freight charge (one per order).

Orders are subject to acquiring the materials required for manufacturing. Fulfillment can be affected by strikes, fires, embargoes and acts of government. These elements are beyond our control.

Nucraft offers a variety of services to accommodate a wide range of delivery requirements. Availability of these services is dependent on a number of factors and may not be offered with all shipments. Examples of delivery services that have additional fees include:

- Specific date within our standard 3-5 day delivery window (for orders under \$50,000 net)
- Specific time of day, morning or afternoon (for orders under \$50,000 net)
- Delivery to a warehouse before delivery to its final destination (unless product is picked up at the warehouse)

Contact the Nucraft Customer Service team for availability and pricing on these services.

Freight Terms

Shipping charges for Nucraft products are prepaid for standard delivery in the continental United States. Standard delivery is defined as follows: Product is delivered on a 53' trailer being pulled by a long-haul tractor (total length of 85'). Facility will receive delivery Monday through Friday between the hours of 8:00 AM and 4:00 PM. Facility has docks with levelers and a fork truck for unloading. Product will be loaded on load bars two levels high. Receiving facility is responsible to have personnel on hand to unload the truck upon arrival, drivers do not unload. Delivery sites or times that do not meet this criteria will be accommodated, but will typically incur a charge to cover additional shipping costs. Please notify Nucraft in advance of the shipment if this is the case and the additional charge (if any) will be determined by Nucraft.

Product ships FOB dock. The customer obtains title to their product and materials, and assumes the risk of loss for them, upon shipment from Nucraft's facilities.

Storage

Nucraft has no storage facilities for finished product. If a customer cannot accept an order when it is ready for shipment, the customer must designate an alternative shipping address. If no address is provided, Nucraft may, at its discretion, transfer the product to storage. If product is transferred to an off-site storage facility, the customer may be charged for transportation to the facility and for any associated storage fees. Nucraft considers transfer of the product to a storage facility the equivalent of shipment, including invoicing and payment. Customers assume the risk of damage or loss during storage.

Transportation Times and Delays

Third party carriers that Nucraft contracts with will make reasonable efforts to accommodate requested delivery times and dates. Scheduled delivery appointments may, however, be delayed for a variety of reasons, including inclement weather, traffic, transportation equipment problems, and delays encountered at other delivery locations along the delivery route. Nucraft does not recommend scheduling activities that depend on the delivery appointment (for example, scheduling furniture installers to install furniture the day of the delivery appointment). Nucraft shall not be liable for any costs incurred as a result of a missed delivery appointment.

Shipment Damage Claims

Legal title to merchandise passes to the buyer upon acceptance by the carrier. **Inspect all cartons upon delivery.** Details of visible damage should be noted on the delivery receipt. Do not install product if damage is found upon inspection. The carrier should be notified by the buyer to inspect the merchandise, and file a claim immediately. If visible damage is not apparent, sign the delivery receipt "No visible damage." This will allow recourse for a concealed damage claim. Although most claims for transportation damages must be filed against the carrier within nine months of the date of delivery, concealed damage claims must be filed within 15 days of receipt.

Do not destroy packing materials until shipment has been inspected. Then proceed to file a claim with the carrier.

Failure to make any claims against Nucraft within 10 days shall constitute acceptance of the merchandise and a waiver of any defects, errors or shortages discovered upon inspection.

Cancellations

Cancellations must be reviewed by our Customer Service team. Because we build your products to order, orders cannot be cancelled once processing has begun. Processing includes but is not limited to development of shop drawings and other engineering drawings. If cancellation is approved, a processing fee of 20-100% will be assessed based on the status of the order.

Change Order Policy

Nucraft will make every attempt to honor any reasonable change request to product provided that the request is received prior to start of production. Change orders will be accepted only if the request is made in writing and received in time to make the change. Nucraft reserves the right to increase our acknowledged price and ship date if necessary to make the requested changes. Please submit any change order request to our Customer Service team. Nucraft will assess charges to the customer as stipulated in the following:

- Standard Orders: Change orders received prior to production will be charged \$200 net to cover print and administrative costs.
- Special Orders: Change orders received prior to production will be charged \$200 net to cover print and administrative costs. There may be additional costs associated with engineering labor required for the change order.
- Change orders received after production must be evaluated by Nucraft. If approved, the charge will be \$200 net plus any restocking charges accumulated. There may be additional costs associated with engineering labor required for the change order.

General Information

Repair Authorization

Prior written approval is required for repairs of merchandise charged to Nucraft. Failure to do so will result in customer funded repairs.

Payment Terms

Terms consist of a 1% cash discount for payment within 10 days of invoice date, or payment of the net amount within 30 days of the invoice date (1% 10 days, net 30 days). Discount is not allowed on credit card payments.

Credit Card Payments

When paying by credit card (Visa, Mastercard or American Express), include the card number, expiration date, card holder name (printed) and card holder signature on the purchase order. A credit card payment form is available upon request. No cash discount allowed on credit card payments.

Warranty

Nucraft warrants that each piece of furniture it manufactures will be free from defects in materials and workmanship for a period of ten years of single-shift use. Textiles, decorative trim, electrical components, lamps, mechanical devices, casters and custom-made products not described in Nucraft's catalog are warranted for one year from the date of original delivery. Height adjustable desk mechanisms are warranted for two years. This warranty is applicable only if the furniture is given normal and proper care and is properly installed and maintained in an office environment. This warranty extends only to products manufactured and sold in North America and only to original purchasers acquiring new Nucraft products through authorized dealers, or from others specifically authorized by Nucraft to sell its products.

Nucraft's sole obligation under this warranty is to repair or replace, at Nucraft's discretion, products which prove to be defective during the warranty period. Purchasers may be required to establish that a claim is within the warranty period. To initiate a warranty claim, the purchaser should contact an authorized Nucraft dealer.

This warranty does not cover: 1) Damage caused by a carrier 2) COM (Customer's Own Material) specified by the customer that is not a standard product offering 3) Color, grain or texture of wood and other covering materials (due to the natural variations over which Nucraft has no control) 4) Damages resulting from user modification, attachments to a product, misuse, abuse, alteration or negligent use.

Nucraft extends no other warranties, expressed or implied, including warranty of merchantability or fitness for a particular purpose. Nucraft shall not be liable for loss of time, inconvenience, commercial loss, incidental or consequential damages.

Environmental Statement

Nucraft is committed to supporting responsible environmental policies and practices in all that we do. We strive for sustainability, weighing our business decisions against the costs to the ecological, social and economic systems they affect.

Our products are manufactured to meet the credit requirements of the U.S. Green Building Council's LEED rating systems in one or more of the following categories:

- Recycled Content
- Certified Wood
- Low-Emitting Materials

Computer Aided Planning

Nucraft products and pricing are available on CD via 2020 Cap, an AutoCAD®-based space planning tool.

2020 Cap is an integrated software system developed specifically for interior designers and facility planners to enhance workplace performance. This modern suite of applications works together seamlessly, in concert. Navigate catalogs, select products, design in plan view and 3D, assign options, create worksheets and build a project where you want, when you want. Take your pick. It's dynamic and interactive. Design projects are a work in progress. And now you can perform any of the many discrete tasks that go into a project any time, any place.

For additional information, you may contact 2020 Cap direct at 800-227-0038.

iSpec®

Nucraft offers a free online product configuration and specification service that saves you time and allows you to be creative while leaving the nuts and bolts to someone else. No specific software is required, nor is there any learning curve. This service applies to all Nucraft products. For additional information, call 1-877-NUCRAFT and ask for the iSpec Team or log on to www.nucraft.com/ispec.

Finish Information

Surface Materials Palette

We crafted our materials palette using the same demanding standards that distinguish our furniture. Thoughtful design and attention to every detail elevate your possibilities.

Anchored by Nucraft veneers, unrivaled for clarity, quality, and depth of finish, our collection of surface materials comprises a sophisticated set of balanced elements that supports your design vision.

Some elements have their roots in Nucraft's rich heritage. Other's are new materials and reflect current trends and taste. Together, they ensure that you're ready for today and positioned well for the future. Beautifully.

Custom Finishes

Nucraft specializes in expert custom finish matching. For a nominal upcharge we can provide custom finishes, and we are frequently asked to match the finishes of other furniture manufacturers. For orders over \$5000 list, a finish sample will automatically be sent for approval prior to entering the order. Additionally, for finishes that appear unusual to match or for customers directly requesting a sample, a finish sample will also be sent for approval prior to entering the order.

Custom finishes requiring colored varnishes to create a painted look can only be applied to Maple veneer and require one extra week in addition to the standard leadtime. Nucraft's standard black finish (G82) can be applied to all Nucraft standard veneers. Walnut is the standard black veneer. Other species must be specified when ordering.

Custom finishes carry a 10% upcharge per item, per finish.

Do not add the finish upcharge to any item that is not wood. Example: casters, ganging connectors.

Treatments

Note: Default veneer sheen will vary per finish and were determined by a team of experts who reviewed the colorways to determine if gloss or matte best highlighted the natural characteristics of the species of wood and the color of the stain. Default finish is bolded on Page 8. If no direction is provided on incoming orders, default sheen will be selected.

Gloss: Gloss is a durable finish that tends to nicely mask normal wear and leaves wood grain visible to the eye. It achieves a medium gloss open pore appearance (40 – 50 sheen range). Finish numbers preceded by the letter "G" indicate a Gloss finish.

Matte: Like Gloss, Matte is durable, tends to nicely mask normal wear and leaves wood grain visible to the eye. It achieves a low luster, open pore appearance (10 – 20 sheen range). Finish numbers preceded by the letter "M" indicate a Matte finish.

Since each veneer type responds differently to both types of treatment, all will have a distinctive look and feel when finished. For example, a Walnut veneer with a Gloss treatment will remain much more textured than a Cherry veneer with the same treatment.

About the Wood

All Nucraft veneers are carefully selected for uniformity of color and grain. Still, wood is a natural substance and minor variations may occur due to its own uniqueness. Because of this, the furniture you receive may not be an exact match to our samples.

Nucraft takes great pride in our finish color consistency. However, wood is a natural product that will have color variation within a single piece of furniture, as well as from one piece to the next. Other factors also affect color over time, such as exposure to light (both intensity and duration). For example, lighter finishes cause more variation in colors over time.

In cases where a returning customer wants a precise match with existing furniture, we recommend sending a sample of the existing furniture finish. Please contact Nucraft Customer Service to determine an appropriate sample. This will ensure a finish match between old and new orders. This type of order is considered a control sample. There will be a 10% upcharge on an order of this type. Due to natural aging of veneers, natural finishes may vary.

Care and Maintenance of Wood Finishes

Our finish material is a crystal clear, urethane acrylic blend. This type of finish may be repaired in the field by a qualified refinisher.

Nucraft recommends using a damp cloth to clean your fine wood furniture. Always wipe with the grain of the wood. Should your wood furniture require a more thorough cleaning, we recommend using a mild cleaner such as Joy dish soap or Murphy's oil soap, thoroughly diluted in water (one part soap to thirty parts water). Water will not damage Nucraft's finish, but will leave surface spots when it dries. To avoid this, dry the surface with a soft cloth after it is cleaned. Marks that cannot be removed with the cleaning methods above may be able to be removed using naphtha, a mild degreasing solvent.

Caution: while the use of polishes that contain wax, petroleum solvents or silicones may immediately enhance the "shine" of a product, it may also eventually remove the fine original finish applied in our factory. Silicone on the surface of wood may also make it very difficult to respray or refinish.

All Nucraft furniture is inspected and polished before it leaves our factory. In some instances, the packing materials may imprint on the factory polish. Cleaning and polishing the furniture once it is unpacked will normally restore the furniture to its original beauty.

In some cases, the rubber support feet used on the bottom of common office equipment (teleconferencing phones, laptops, microphones, copiers, etc.) can create unsightly marks in the surface of wood tops, due to oxidation of the lacquer finish. We suggest these machines be placed on a protective type of padding, such as felt.

Wood will fade as a result of exposure to UV light. This is particularly prevalent with light finishes. If color changes due to fading are a concern for your application, the impact can be minimized by selecting medium to dark stains for your wood surfaces. Our top coat includes a UV inhibitor which makes the finishes less prone to fading.

Finish Information

Laminates

Selected Formica® and Nevamar® laminates are available on Training Tables, Conference Tables, Conference Room Furniture and select Occasional Tables. For standard laminate and wood pricing, refer to individual item pricing columns.

Non-Standard Laminates

To order a color other than those on our list (see Page 7), refer to Nevamar or Formica standard grade, matte texture laminate offerings (excluding manufacturers' non-standard matte offering). **Add \$90 list per item for a non-standard solid, matrix or pattern.** Add 20% per color for woodgrain laminates (includes stained-to-match for remainder of unit to match laminate color). Add one week to the lead-time for all non-standard laminate orders. Call the Nucraft Customer Service team for quotes on premium grades and laminates. Mirror and metal laminates are not available.

Care and Maintenance of Laminate and Novawrap

Laminate and Novawrap surfaces may be cleaned with a damp cloth and ordinary soap or non-abrasive household liquid detergent. Dry the surface with a clean cloth or soft paper towel to prevent streaks from appearing.

Care and Maintenance of Metal

Metal surfaces can be wiped with a damp cloth and rubbed dry. A mild non-abrasive household liquid detergent can be used if necessary. Regular maintenance of metal components, including tightening of fasteners and light lubrication of moving parts, will extend the life of your furniture.

Satin Etched Glass

Glass color may vary slightly on multi-piece conference table tops over 180" x 60" when satin etched glass is specified due to the iron content and etching process of the glass.

Care and Maintenance of Glass

Clear or frosted glass may be cleaned with commercial glass cleaner. Be sure to use a lint-free cloth if cleaning the frosted side of the glass.

Stone and Solid Surface Material

Despite its reputation for durability, natural stone can easily be broken during handling and/or installation if proper techniques are not followed. In addition, Nucraft is not responsible for the installation of natural stone or solid surface materials on its products. Therefore, installers specifically trained in the installation of these materials must be utilized to ensure a quality installation. Nucraft shall not be liable for any damages incurred during the handling and/or installation of natural stone or solid surface materials on its products.

Care and Maintenance of Granite

Granite surfaces may be cleaned with a damp cloth and ordinary soap or non-abrasive household liquid detergent. Dry the surface with a clean cloth or soft paper towel to prevent streaks from appearing.

Care and Maintenance of Leather

Genuine leather requires very little care. Nucraft recommends that leather be dusted regularly. If a more thorough cleaning is needed, use lukewarm water and a mild, non-abrasive soap. Generate some lather and lightly rub the surface with cheesecloth. Rinse off any soap film with clean water and towel dry. The leather may dry dull. To restore the leather to a normal gloss, rub it with a clean towel. Never use furniture polish, oil, varnish or ammonia. Saddle soap may be used to prevent the leather from becoming brittle or cracked and to maintain the original supple finish.

Touch Up Finish Kits

Model #	Description	Price
KIT-M	Metal Kit	80
KIT-P	Paint Kit	80
KIT-S	Stain Kit	80

REQUIRED INFORMATION:

(ORDER CANNOT BE ENTERED WITHOUT THIS INFORMATION)

- Kit model number
- Quantity of kits
- Specify finish (See Pages 6-7)

General Information:

- Touch-up kits must be ordered on a purchase order separate from Nucraft product due to Hazmat shipping

Emme Surface Materials

WOOD FINISHES

STANDARD

Default veneer sheen will vary per finish and were determined by a team of experts who reviewed the colorways to determine if gloss or matte best highlighted the natural characteristics of the species of wood and the color of the stain. Default finish is bolded. If no direction is provided, default sheen will be selected.

	Matte	Gloss
Ash		
Chalk	M48	G48
Angora	M49	G49
Blanco	M44	G44
Oat	M45	G45

Rift Cut Oak

Nougat	M01	G01
Wheat	M02	G02
Carbon	M03	G03
Bramble	M07	G07

Cherry

Sherry	M20	G20
Cognac	M21	G21
Spring	M95	G95
Auburn	M93	G93

Walnut

Marron	M35	G35
Mocha	M33	G33
Zinc	M30	G30
Onyx	M82	G82
Otter	M31	G31
Walnut	M26	G26

Linea

Oak Linea	M08	G08
Walnut Linea	M27	G27

Paldao

Thicket	M75	G75
Paldao	M76	G76

HERITAGE COLLECTION

Heritage Collection consists of popular mainstays of the Nucraft veneer collection preserved from our previous offering.

	Matte	Gloss
Natural Maple	M60	G60
Natural Walnut	M25	G25
Castano Walnut	M37	G37
Cordovan Cherry	M99	G99
CoCo Cherry	M96	G96

PREMIUM

Quartered Figured Anigre

Roux	M11	G11
Truffle	M12	G12
Velvet	M18	G18

Black Limba

Morel	M73	G73
Sable	M71	G71

STONE TOPS

Stone orders may affect lead times. Please contact Nucraft Customer Service for details.

Stone

Absolute Black Honed Granite	ST01
------------------------------	------

Quartz | Caesarstone

Pure White	ST04
Blizzard	ST07
Linen	ST05
Concrete	ST08
Raven	ST06

Quartz | Okite

Bianco Carrara	ST03
----------------	------

Emme Surface Materials

METAL FINISHES

Aged Bronze	A8010
Black	A44
Blackened Nickel	ABN
Brushed Stainless Steel	BAA
Burnished	A88
Cloud	A8004
Foil	A8006
Galaxy	A8007
Moonlight	A87
Polished Stainless Steel	APA
Satin Bronze	A8011
Shadow	A8005
Storm	A8012

PAINTS

Gloss

Aged Bronze	S8010
Black	S44
Burnished	S88
Cayenne	S84
Cloud	S8004
Foil	S8006
Galaxy	S8007
Limelight	S89
Moonlight	S87
Peacock	S86
Punch	S83
Satin Bronze	S8011
Shadow	S8005

Paint to Match

To request a custom paint color, contact Nucraft Customer Service. A paint sample must be matched and approved prior to order.

GLASS (SATIN)

	Satin	Gloss
Black	BS	-
Clove	VS	VG
Meringue	MS	MG
Quill	QS	QG
White	WS	WG

Upholstery Fabric

Applies to Benches

Nucraft is pleased to have partnered with KnollTextiles, Spinneybeck, and UltraFabrics to offer a concise selection of standard upholstery fabrics pre-approved for use on our products, with prices that are figured into our graded-in system. We've carefully curated a selection of each of the textile's color lines to coordinate with our materials offering. However, all colorways are approved and available as standard. Please contact fabric manufacturer for sampling support.

Knoll Felt* | K1207 | Grade C

Ivory	1
Apple	3
Canary	5
Poppy	7
Cadet	11
Mocha	15
Pewter	17
Tar	20

Knoll Hopsack* | K1206 | Grade C

Buff	1
Stucco	2
Lime	4
Magenta	9
Red	10
Admiral	11
Putty	13
Black	16

Knoll Hourglass* | K1523 | Grade A

Gull	2
Sandbar	3
Flax	5
Beeswax	6
Sizzle	9
Tart	11
Bluebird	13
Spring	16
Bark	21
Misty	24
Alley	27

*In addition to being available on all of our bench and pedestal cushion applications, these upholstery fabrics are approved for tackzone application on Nucraft products.

Spinneybeck Volo | VO | Grade F

Lichen	902
Rust	905
Talc	939
Mauve Beige	954
Oatmeal	957
Parchment	960
Petroglyph	962
Tuscany	963
Casablanca	975
Dromedary	977
Black	BLCK

Spinneybeck Vincenza | VZ | Grade E

Salvi	2101
Ponte Furo	2102
Villabalzana	2108
Castello di Bellaguardia	2112
Scamozzi	2114
Peralolo	2115
Costozza	2116
Nocciola	2117
Appia Antica	2120
Cinque Terre	2122
Black	BLCK

UltraFabrics Brisa | 303 | Grade B

French Vanilla	3866
Birch	3019
White	5747
Bone	3822
Shiitake	3022
New Sand	3946
Bark	3914
Peat	3200
Canyon	3825
Coffee Bean	3023
Black Onyx	5749

GRADED-IN FABRIC PROGRAM

Top quality upholstery and fabrics from some of the biggest names in the textile industry have been graded into this price list. For a current list of graded-in manufacturers and additional information on our graded-in fabrics program, please go to www.nucraft.com. All Graded-In and COM fabrics will require pre-approval for use on Talis and Arena benches. Please contact Nucraft Customer Service for assistance with this process.

NET PRICE PER YARD	NUCRAFT GRADE
\$0 - \$20.00	A
\$20.01 - \$35.00	B
\$35.01 - \$50.00	C
\$50.01 - \$65.00	D
\$65.01 - \$80.00	E
\$80.01 - \$95.00	F
\$95.01 - \$110.00	G
\$110.01 - \$125.00	H

COM Specification

For COM orders please include the following:

- Name of customer
- Customer's purchase order number
- Model number and quantity of piece(s) to be covered
- Specify right-way or railroad application (railroad is the default if no selection is made)
- If fabric is a stripe or pattern, specify vertical or horizontal application
- Supplier's name, material number and description

YARDAGE ESTIMATING

All yardages in the price list are based on 54" wide plain (no match) fabric. The following is a guide for fabrics that are less than 54" wide or have a pattern match.

Fabric Less Than 54" Wide

For 50" wide fabrics allow 10% additional fabric

For 48" wide fabrics allow 15% additional fabric

For 45" wide fabrics allow 20% additional fabric

For 36" wide fabrics allow 50% additional fabric

For Pattern Match Fabrics

3" to 14" repeat allow 15% additional fabric

15" to 19" repeat allow 20% additional fabric

20" to 27" repeat allow 25% additional fabric

28" to 36" repeat allow 30% additional fabric

Nucraft may add a charge for sewing, cutting and matching unusual COM or COL materials to cover additional costs. Call customer service for pricing.

It is the sole responsibility of the customer to determine that the fabric is appropriate for the application in which it will be used.

Once COM/COL is accepted, Nucraft assumes no responsibility for its overall appearance, flammability, normal durability, color fastness or any other quality after upholstered on a Nucraft product beyond our normal quality standards.

All Graded-In and COM fabrics will require pre-approval for use on Talis and Arena benches. Please contact Nucraft Customer Service for assistance with this process.

The fabric should be sent to the following address:

Nucraft Furniture Company

5151 West River Drive

Comstock Park, MI 49321

Attn: Order Processing

FIRE RESISTANCE

All Nucraft benches incorporating upholstery fabrics meet California Technical Bulletin 116/117 and BIFMA X5.7 - Voluntary Upholstered Furniture Flammability Standard for Non-Residential, Non-Live-In Occupancies.

COM LEATHER SPECIFICS

The following is a guide for specifying leather requirements. The guide is based on the following general information.

A full "domestic" hide is approximately 50-60 square feet. A specialty or calf hide is approximately 35 square feet. Of this footage there are various non-usable areas included in the hide's size. Conversion of fabric yardage to leather is approximately 1 yard = 18 square feet.

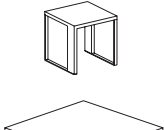
Bench Requirements

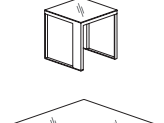
48" benches will require 1/2 domestic hide or 1 full calf hide.

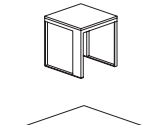
60" benches will require 1 domestic hide or 2 calf hides.

72" benches will require approximately 1 full domestic hide or 3 calf hides.

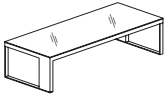
The boxing around the seat, if required, will have 4-6 seams that will be placed aesthetically based on the yield and usable remains of the hides.

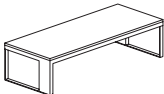
	Model #	W x D x H	Description	Paint		Veneer			Premium Veneer			
				All Paint	-S	-VC	-VL	-VD	-VB	-PC	-PL	-PD
	EMS-1620-W	16 x 16 x 20	End Table	1213	1213	1697	1817	1817	1588	2221	2380	2380
	EMS-2020-W	20 x 20 x 20	End Table	1273	1273	1781	1908	1908	1666	2332	2498	2498
	EMS-3614-W	36 x 36 x 14	Coffee Table	1613	1613	2259	2420	2420	2113	2959	3169	3169
	EMS-4214-W	42 x 42 x 14	Coffee Table	1805	1805	2527	2708	2708	2365	3310	3546	3546
	EMS-4814-W	48 x 48 x 14	Coffee Table	2027	2027	2836	3039	3039	2655	3716	3980	3980

	Model #	W x D x H	Description	Paint		Veneer			Premium Veneer			
				All Paint	-S	-VC	-VL	-VD	-VB	-PC	-PL	-PD
	EMS-1620-G	16 x 16 x 20	End Table	1359	1359	1844	1965	1965	1735	2368	2527	2527
	EMS-2020-G	20 x 20 x 20	End Table	1503	1503	2012	2138	2138	1896	2562	2729	2729
	EMS-3614-G	36 x 36 x 14	Coffee Table	2361	2361	3006	3167	3167	2861	3705	3917	3917
	EMS-4214-G	42 x 42 x 14	Coffee Table	2824	2824	3544	3725	3725	3382	4326	4562	4562
	EMS-4814-G	48 x 48 x 14	Coffee Table	3355	3355	4165	4368	4368	3982	5044	5309	5309

	Model #	W x D x H	Description	Paint		Veneer			Premium Veneer			
				All Paint	-S	-VC	-VL	-VD	-VB	-PC	-PL	-PD
	EMS-1620-S	16 x 16 x 20	End Table	1658	1658	2142	2263	2263	2033	2667	2826	2826
	EMS-2020-S	20 x 20 x 20	End Table	1969	1969	2478	2604	2604	2362	3029	3195	3195
	EMS-3614-S	36 x 36 x 14	Coffee Table	3870	3870	4515	4676	4676	4370	5214	5426	5426
	EMS-4214-S	42 x 42 x 14	Coffee Table	4877	4877	5598	5778	5778	5435	6381	6617	6617
	EMS-4814-S	48 x 48 x 14	Coffee Table	6037	6037	6848	7050	7050	6665	7725	7992	7992

	Model #	W x D x H	Description	Paint		Veneer			Premium Veneer			
				All Paint	-S	-VC	-VL	-VD	-VB	-PC	-PL	-PD
	EMT-4814-W	48 x 24 x 14	Coffee Table	1556	1556	2177	2332	2332	2036	2849	3053	3053
	EMT-6014-W	60 x 24 x 14	Coffee Table	1673	1673	2341	2509	2509	2191	3067	3285	3285

	Model #	W x D x H	Description	Paint		Veneer			Premium Veneer			
				All Paint	-S	-VC	-VL	-VD	-VB	-PC	-PL	-PD
	EMT-4814-G	48 x 24 x 14	Coffee Table	2218	2218	2841	2996	2996	2700	3514	3718	3718
	EMT-6014-G	60 x 24 x 14	Coffee Table	2502	2502	3172	3339	3339	3021	3896	4115	4115

	Model #	W x D x H	Description	Paint		Veneer			Premium Veneer			
				All Paint	-S	-VC	-VL	-VD	-VB	-PC	-PL	-PD
	EMT-4814-S	48 x 24 x 14	Coffee Table	3560	3560	4181	4336	4336	4041	4856	5059	5059
	EMT-6014-S	60 x 24 x 14	Coffee Table	4178	4178	4847	5016	5016	4698	5573	5792	5792

Options:
Satin Glass Add -SG \$250

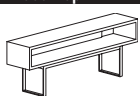
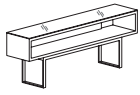
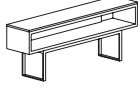
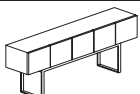
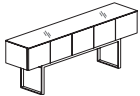
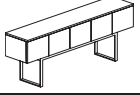


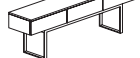
REQUIRED INFORMATION: (ORDER CANNOT BE ENTERED WITHOUT THIS INFORMATION)

See pages 6-7 for surface material options.

- Choose Wood Species & Finish
- Choose Paint Finish
- Choose Metal Finish (-VC or -PC option only)
- Choose Glass Finish, if applicable
- Choose Stone Top Finish, if applicable

General Information:

- Wood top on End Tables are 1-1/4" thick; Wood Top on Coffee Tables are 1-1/2" thick
- Wood legs on End Tables are 4-1/2" wide; Wood legs on Coffee Tables are 5-3/4" wide
- Metal legs on End Tables are 1-1/4" wide; Metal legs on Coffee Tables are 1-1/2" wide
- Glass top adds 1/4" to the overall height
- Stone top adds 2 cm (approx. 3/4 inches) to the overall height
- Satin glass creates a translucent matte appearance which obscures view while maintaining a high level of light transmittance.
- To create a monochromatic look, specify All Paint (-S) option
- Laminate not available
- Qtr veneer on all veneered surfaces (except when Premium Veneer is specified)
- All products ship assembled

	Model #	W x D x H	Description	Paint		Veneer			Premium Veneer			
				All Paint	Metal Legs	Brushed Stainless Legs	Blackened Nickel Legs	Polished Stainless Legs	Metal Legs	Brushed Stainless Legs	Blackened Nickel Legs	Polished Stainless Legs
Open with Wood Top				-S	-VC	-VD	-VB	-VL	-PC	-PD	-PB	-PL
	EMC-6026-NN-W	60 x 15 x 26.5	Open Console	3241	3241	3759	3759	5182	4243	4923	4923	6788
	EMC-7226-NN-W	72 x 15 x 26.5	Open Console	3406	3406	3950	3950	5446	4459	5174	5174	7134
Open with Glass Over Wood Top				-S	-VC	-VD	-VB	-VL	-PC	-PD	-PB	-PL
	EMC-6026-NN-G	60 x 15 x 26.5	Open Console	3763	3763	4281	4281	5705	4765	5445	5445	7309
	EMC-7226-NN-G	72 x 15 x 26.5	Open Console	4033	4033	4577	4577	6072	5086	5800	5800	7761
Open with Stone Over Wood Top				-S	-VC	-VD	-VB	-VL	-PC	-PD	-PB	-PL
	EMC-6026-NN-S	60 x 15 x 26.5	Open Console	4808	4808	5326	5326	6751	5811	6489	6489	8355
	EMC-7226-NN-S	72 x 15 x 26.5	Open Console	5285	5285	5829	5829	7327	6340	7054	7054	9014
Doors with Wood Top				-S	-VC	-VD	-VB	-VL	-PC	-PD	-PB	-PL
	EMC-6026-DR-W	60 x 15 x 26.5	4 Doors	-	3415	3933	3933	5356	4417	5097	5097	6961
	EMC-7226-DR-W	72 x 15 x 26.5	5 Doors	-	3651	4195	4195	5691	4705	5419	5419	7378
Doors with Glass Over Wood Top				-S	-VC	-VD	-VB	-VL	-PC	-PD	-PB	-PL
	EMC-6026-DR-G	60 x 15 x 26.5	4 Doors	-	3937	4455	4455	5879	4939	5619	5619	7484
	EMC-7226-DR-G	72 x 15 x 26.5	5 Doors	-	4277	4823	4823	6317	5332	6045	6045	8006
Doors with Stone Over Wood Top				-S	-VC	-VD	-VB	-VL	-PC	-PD	-PB	-PL
	EMC-6026-DR-S	60 x 15 x 26.5	4 Doors	-	4982	5500	5500	6924	5985	6664	6664	8530
	EMC-7226-DR-S	72 x 15 x 26.5	5 Doors	-	5531	6074	6074	7571	6584	7299	7299	9259
Drawers with Wood Top				-S	-VC	-VD	-VB	-VL	-PC	-PD	-PB	-PL
	EMC-6022-DW-W	60 x 15 x 22.5	2 Drawers	-	3589	4107	4107	5531	4591	5271	5271	7136
	EMC-7222-DW-W	72 x 15 x 22.5	3 Drawers	-	3907	4452	4452	5948	4961	5675	5675	7637
Drawers with Glass Over Wood Top				-S	-VC	-VD	-VB	-VL	-PC	-PD	-PB	-PL
	EMC-6022-DW-G	60 x 15 x 22.5	2 Drawers	-	4111	4629	4629	6055	5113	5793	5793	7659
	EMC-7222-DW-G	72 x 15 x 22.5	3 Drawers	-	4535	5078	5078	6575	5588	6302	6302	8262
Drawers with Stone Over Wood Top				-S	-VC	-VD	-VB	-VL	-PC	-PD	-PB	-PL
	EMC-6022-DW-S	60 x 15 x 22.5	2 Drawers	-	5156	5674	5674	7099	6159	6838	6838	8703
	EMC-7222-DW-S	72 x 15 x 22.5	3 Drawers	-	5788	6332	6332	7828	6841	7556	7556	9517

Options:

Satin Glass Add -SG \$250

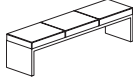
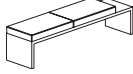
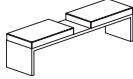
REQUIRED INFORMATION: (ORDER CANNOT BE ENTERED WITHOUT THIS INFORMATION)

See pages 6-7 for surface material options.

- Choose Wood Species & Finish
- For Open Console, specify case Paint Finish (-S option only). Available in Cloud (S8004), Moonlight (S87) or Burnished (S88).
- For Open Console, specify back panel Paint Finish. Available in Punch (S83), Cayenne (S84), Limelight (S89), Peacock (S86) or Cloud (S8004).
- Choose Metal Finish (-VC or -PC option only)
- Choose Glass Finish, if applicable
- Choose Stone Top Finish, if applicable

General Information:

- Grain direction runs horizontally on the Door and Drawer fronts
- Metal legs are 1-1/2" wide
- Glass top adds 1/4" to the overall height
- Stone top adds 2 cm (approx. 3/4 inches) to the overall height
- Satin glass creates a translucent matte appearance which obscures view while maintaining a high level of light transmittance
- Drawer console has painted drawer boxes with soft close undermount slides; Door Console has soft close hinges
- To create a monochromatic look, specify All Paint (-S) option
- Laminate not available
- Qtr veneer on all veneered surfaces (except when Premium Veneer is specified)
- All products ship assembled

Bench	Model #	W x D x H	Yardage	COM	A	B	C	D	E	F	G	H
	Veneer with Full Width Cushion											
	EMB-6018-F-V	60 x 18 x 18	2	2444	2593	2669	2742	2818	2893	2966	3041	3070
	EMB-7218-F-V	72 x 18 x 18	3	2731	2958	3070	3180	3292	3407	3516	3629	3672
	Veneer with Partial Width Cushion - Open on End											
	EMB-6018-P-V	60 x 18 x 18	2	2355	2506	2582	2655	2730	2805	2878	2955	2983
	EMB-7218-P-V	72 x 18 x 18	2	2634	2784	2860	2933	3008	3084	3156	3232	3260
	Veneer with Partial Width Cushion - Open in Center											
	EMB-6018-C-V	60 x 18 x 18	2	2355	2506	2582	2655	2730	2805	2878	2955	2983
	EMB-7218-C-V	72 x 18 x 18	2	2634	2784	2860	2933	3008	3084	3156	3232	3260
	Premium Veneer with Full Width Cushion											
	EMB-6018-F-PV	60 x 18 x 18	2	3200	3351	3426	3499	3575	3651	3723	3798	3827
	EMB-7218-F-PV	72 x 18 x 18	3	3577	3803	3917	4027	4139	4252	4362	4476	4518
	Premium Veneer with Partial Width Cushion - Open on End											
	EMB-6018-P-PV	60 x 18 x 18	2	3085	3236	3311	3384	3460	3534	3608	3684	3713
	EMB-7218-P-PV	72 x 18 x 18	2	3449	3600	3676	3749	3824	3900	3973	4048	4077
	Premium Veneer with Partial Width Cushion - Open in Center											
	EMB-6018-C-PV	60 x 18 x 18	2	3085	3236	3311	3384	3460	3534	3608	3684	3713
	EMB-7218-C-PV	72 x 18 x 18	2	3449	3600	3676	3749	3824	3900	3973	4048	4077
	Painted with Full Width Cushion											
	EMB-6018-F-S	60 x 18 x 18	2	2444	2593	2669	2742	2818	2893	2966	3041	3070
	EMB-7218-F-S	72 x 18 x 18	3	2731	2958	3070	3180	3292	3407	3516	3629	3672
	Painted with Partial Width Cushion - Open on End											
	EMB-6018-P-S	60 x 18 x 18	2	2355	2506	2582	2655	2730	2805	2878	2955	2983
	EMB-7218-P-S	72 x 18 x 18	2	2634	2784	2860	2933	3008	3084	3156	3232	3260
	Painted with Partial Width Cushion - Open in Center											
	EMB-6018-C-S	60 x 18 x 18	2	2355	2506	2582	2655	2730	2805	2878	2955	2983
	EMB-7218-C-S	72 x 18 x 18	2	2634	2784	2860	2933	3008	3084	3156	3232	3260

REQUIRED INFORMATION: (ORDER CANNOT BE ENTERED WITHOUT THIS INFORMATION)

See pages 6-8 for surface material options.

- Choose Wood Species & Finish
- Choose Paint Finish, if applicable
- Minimum Freight Charge: Add \$270 net per order below \$2100 net

General Information:

- Cushion is 3 1/2" thick
- Opening on End and Center for 60" wide and 72" wide are 12"W x 18"D
- Qtr veneer on all veneered surfaces (except when Premium Veneer is specified)
- All products ship assembled

Note:

To accommodate its crisp corner construction, fabrics and other cushion materials must often be adhered to Emme cushions to prevent excessive rippling and puckering. Some materials do not lend themselves to this process, including some fabrics and all leathers. Nucraft alerts its customers when these are selected and recommends selecting an alternative material. If customers choose to proceed with the original selection, Nucraft will not be responsible for the rippling and puckering that may occur.