


NUCRAFT

Approach

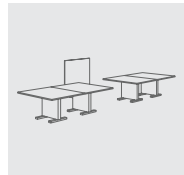




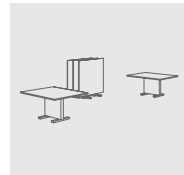
Designed by Joey Rüter



1 Square—Conference

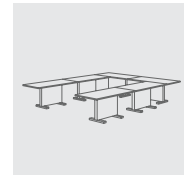
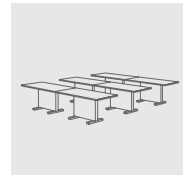
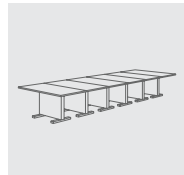


Square—Breakout



Square—Nested

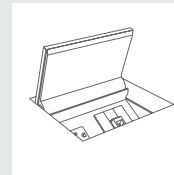
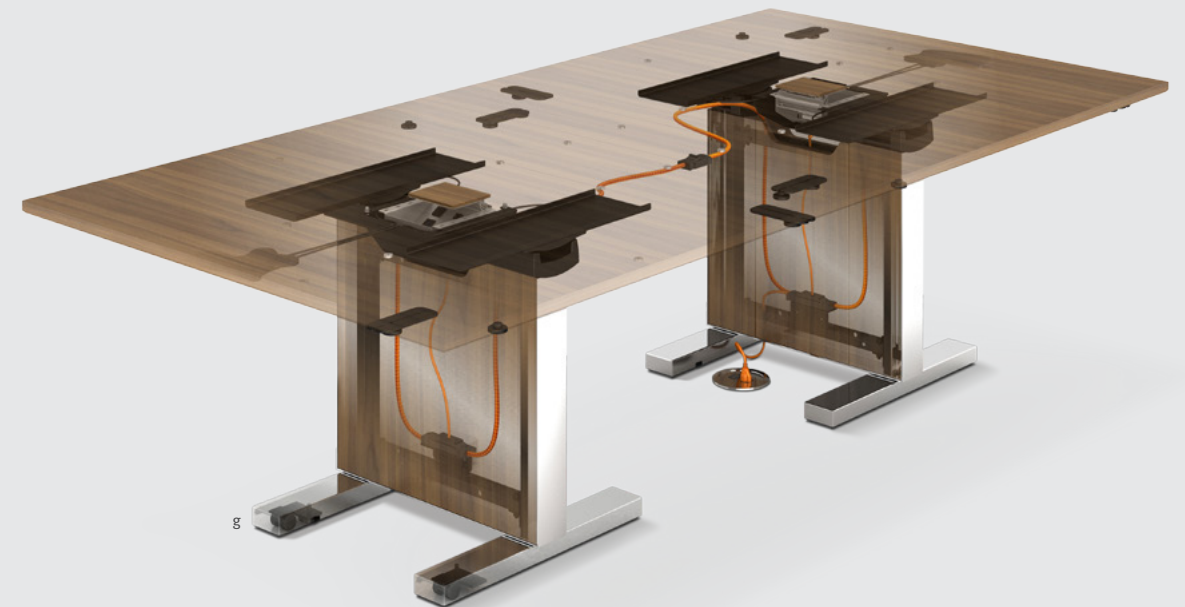
APPROACH SQUARE TABLE Multifunctional, modular and adaptive, Approach tables reconfigure quickly to serve many purposes. Hidden casters allow for easy deployment, while glides offer quick and simple leveling. Available in two shapes: square and rectangle. Tops are available in veneer or laminate, while legs can be specified with powder coated or polished chrome finishes. Above: 162"x54" grain-matched conference configuration (three 54"x54" square tables) shown in Walnut Marron with polished chrome base accents.



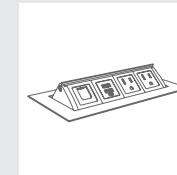
APPROACH RECTANGLE TABLE Rectangle tables offer flexibility to be used as individual meeting tables, configured into rows and u-shaped configurations, or ganged together in a conference table configuration. The design of the Approach table base provides a built-in modesty function. Above: 36"x72" rectangle table, row configuration shown in Walnut Zinc with polished chrome base accents.



APPROACH TABLE SIZES Approach tables are offered in multiple sizes to accommodate a broad range of application. Square tables are 42", 48" and 54". Rectangle table widths range from 33–48" and lengths from 48–84". All shown in Walnut Zinc with polished chrome base accents: **a. 42" square table** | **b. 33"x66" rectangle table** | **c. 48" square table** | **d. 36"x72" rectangle table** | **e. 54" square table** | **f. 42"x84" rectangle table.**



Power Matrix Small



Power Tech Node

APPROACH TABLE FEATURES Table tops flip into a vertical orientation and can nest to minimize storage requirements. A finished bottom adds a refined aesthetic. Simple and intuitive ganging connectors ensure a flush connection between adjacent tables. Table top power options combine with modular jumpers between tables to ensure quick and simple connectivity. Magnets in the underside of the table keep power jumpers tucked neatly beneath the table top. Power options include Power Matrix Small and Tech Node. All shown in Walnut Marron with polished chrome legs: **g. 54" x 54" square tables, wire management with two Power Matrix Small** | **h. 36" x 72" rectangle tables, nested configuration.**

